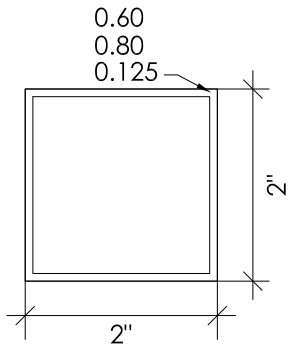
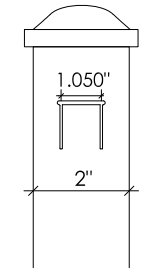


**FENCE ELEVATION**  
SCALE: 1/2" = 1'-0"

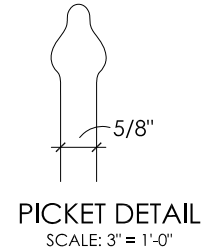
NOTE:  
POST EXTENDS 1" BEYOND  
TOP OF GARDEN LOOP



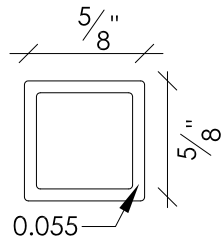
**WALL POST  
TOP VIEW**  
SCALE: 6" = 1'-0"



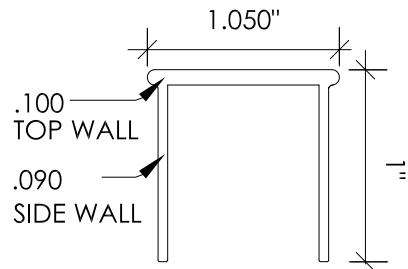
**BEFREE™  
WALL POST  
DETAIL**  
SCALE: 3" = 1'-0"



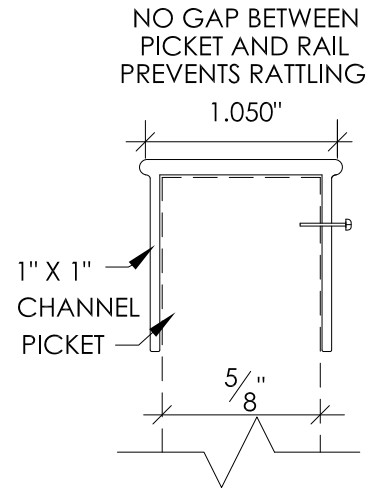
**PICKET DETAIL**  
SCALE: 3" = 1'-0"



**WALL PICKET  
TOPVIEW**  
SCALE: 1' = 1'-0"



**RAIL DETAIL**  
SCALE: 1' = 1'-0"



**PICKET FASTENED  
TO CHANNEL DETAIL**  
SCALE: 1' = 1'-0"



**Royal Aluminum & Steel, Inc.**

Manufacturers of Aluminum Fence & Rails

51401 Chesterfield Rd.  
Chesterfield Twp., MI 48051

(586) 421-0057

Fax (586) 421-0081

Toll Free (800) 543-3231

www.royalfences.com

**ROYAL GARDEN 5-LOOP™  
RESIDENTIAL FENCE ELEVATION**

©2013 Royal Aluminum & Steel, Inc.  
Befree, Royal & Castle are registered trademarks of Royal Aluminum & Steel, Inc.  
Patent # 7,857,292 - Patent # 8,167,276 - Patent # USD 665,510 S and other patents pending.