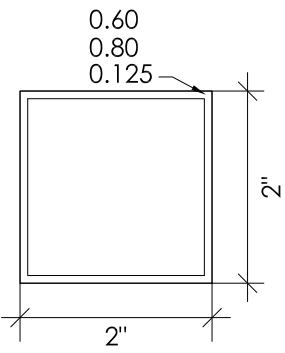


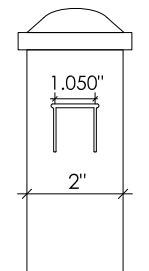
NOTE:
1-5/8" & 2-5/8" PICKET SPACING
AVAILABLE UPON REQUEST

NOTE:
POST EXTENDS 1-7/8" BEYOND
TOP OF TOP RAIL

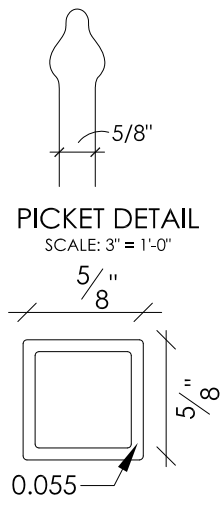
FENCE ELEVATION
SCALE: 1/2" = 1'-0"



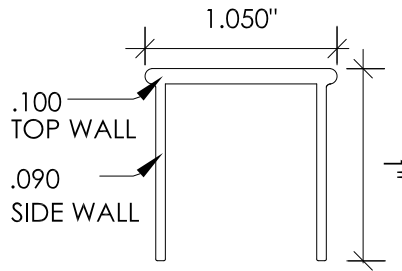
WALL POST
TOP VIEW
SCALE: 6" = 1'-0"



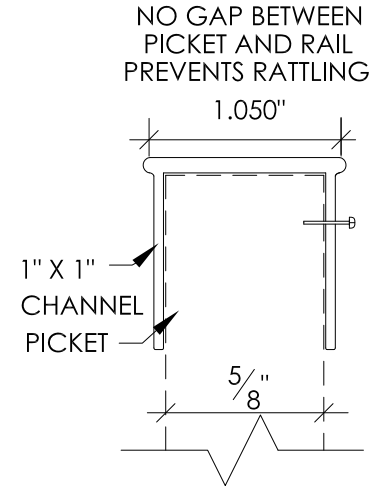
BEFREE™
WALL POST
DETAIL
SCALE: 3" = 1'-0"



WALL PICKET
TOPVIEW
SCALE: 1' = 1'-0"



RAIL DETAIL
SCALE: 1' = 1'-0"



PICKET FASTENED
TO CHANNEL DETAIL
SCALE: 1' = 1'-0"



Royal Aluminum & Steel, Inc.

Manufacturers of Aluminum Fence & Rails
51401 Chesterfield Rd.
Chesterfield Twp., MI 48051
(586) 421-0057
Toll Free (800) 543-3231
www.royalfences.com

**R-25 RESIDENTIAL FENCE
ELEVATION**

©2013 Royal Aluminum & Steel, Inc.
Befree, Royal & Castle are registered trademarks of Royal Aluminum & Steel, Inc.
Patent # 7,857,292 - Patent # 8,167,276 - Patent # USD 665,510 S and other patents pending.