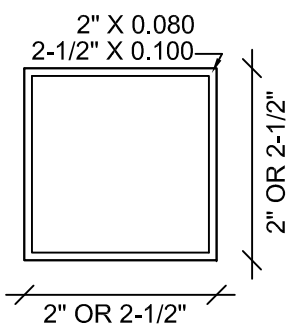
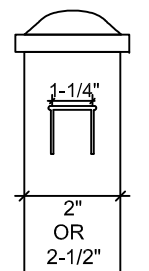


**FENCE ELEVATION**  
SCALE: 1/2" = 1'-0"

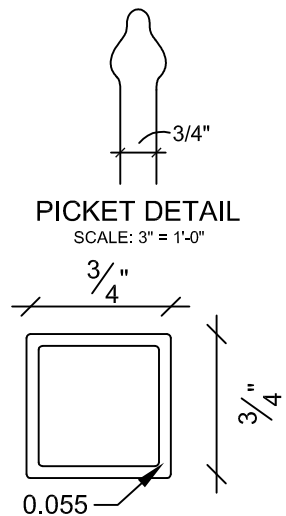
NOTE:  
1-1/2" PICKET SPACING  
AVAILABLE UPON REQUEST



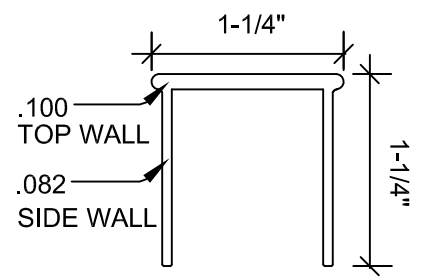
**WALL POST TOP VIEW**  
SCALE: 6" = 1'-0"



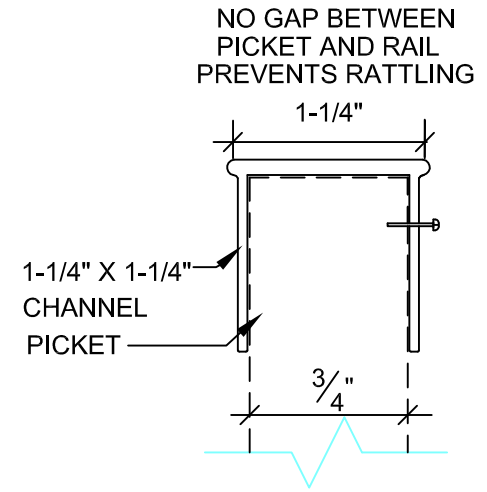
**BEFREE™ WALL POST DETAIL**  
SCALE: 3" = 1'-0"



**WALL PICKET TOPVIEW**  
SCALE: 1" = 1'-0"



**RAIL DETAIL**  
SCALE: 1" = 1'-0"



**PICKET FASTENED TO CHANNEL DETAIL**  
SCALE: 1" = 1'-0"

**Royal Aluminum & Steel, Inc.**

Manufacturers of Aluminum Fence & Rails  
51401 Chesterfield Rd.  
Chesterfield Twp., MI 48051  
(586) 421-0057  
Toll Free (800) 543-3231  
www.royalfences.com



**MRC-25 COMMERCIAL FENCE ELEVATION**

COPYRIGHT © 2007 ROYAL ALUMINUM & STEEL, INC.  
DO NOT COPY OR REPRODUCE WITHOUT WRITTEN AUTHORIZATION